



## ALX2 SERIES GRILL SPECIFICATIONS

ALX2-30  
ALX2-30C  
ALX2-30SZ  
ALX2-30SZC  
ALX2-30IR  
ALX2-30IRC

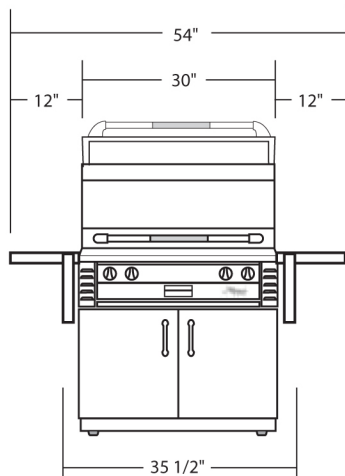
ALX2-42  
ALX2-42C  
ALX2-42SZ  
ALX2-42SZC



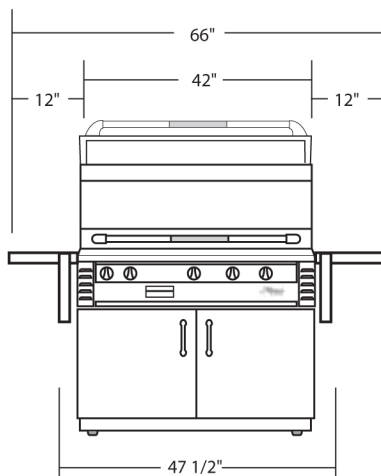
30 INCH ALX2 GRILLS



42 INCH ALX2 GRILLS

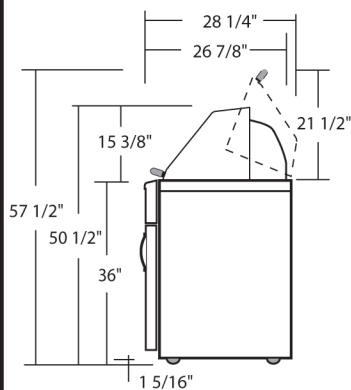


30 INCH GRILLS

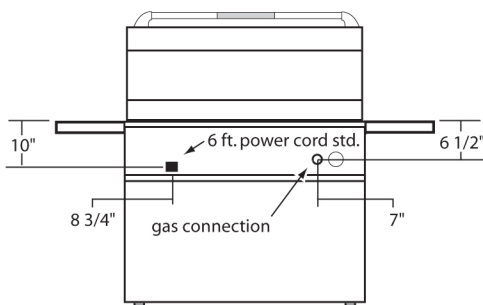


42 INCH GRILLS

FRONT VIEW



END VIEW



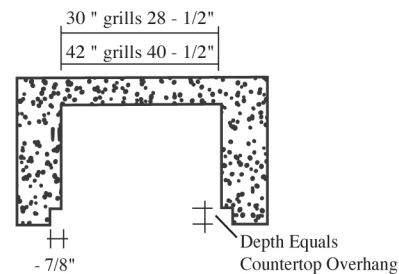
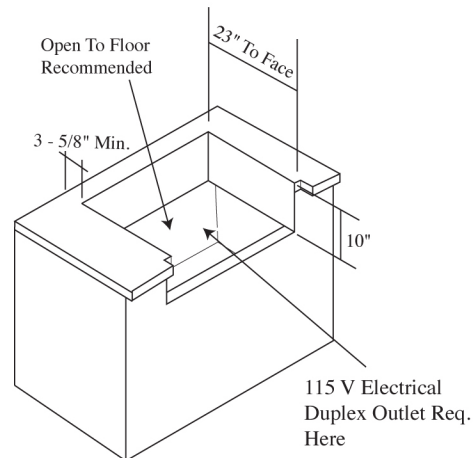
REAR VIEW

MODEL NUMBER	ALX2-30	ALX2-42
GRILLING AREA	542 SQ. INCHES	770 SQ. INCHES
MAIN GRILL BURNERS	2 @ 27,500 BTU EA.	3 @ 27,500 BTU EA.
ROTISSERIE BURNER	15,000 BTU	18,000 BTU
SMOKER BURNER	7,000 BTU	7,000 BTU
APPLIANCE TOTAL BTU	77,000 BTU	107,500 BTU
SHIPPING WEIGHT (built-in)	185 lbs	265 lbs
SHIPPING WEIGHT (on cart)	305 lbs	395 lbs

Alfresco Open Air Culinary Systems  
7039 East Slauson Avenue Commerce, CA 90040  
PH: (323)-722-7900 FAX: (323) 726-4700 Toll Free (888) 383-8800  
www.alfrescogrills.com



### ISLAND PREPARATION



COUNTERTOP DETAIL

### GAS REQUIREMENTS

Natural

- 1/2" NPT
  - Gas Supply Pressure: 4.0" W.C
- Propane (LP)
- 1/2" NPT
  - Supply Pressure: 11" W.C
  - LP Hose With Regulator Included

### ELECTRICAL REQUIREMENTS

- 115 V 50/60 Hz / 1.5 Amps (for Rotisserie Motor and light accessory)

### "Create The Ultimate Outdoor Kitchen"

#### ACCESSORIES & OTHER PRODUCTS

- Heavy Duty Vinyl Cover (recommended)
- Drop-in Steamer Fryer
- Drop-on Stainless Steel Griddle
- Cart Mount Double Side Burner
- Drop-on Griddle For Side Burner
- Stainless Steel Access Doors For Islands
- Stainless Steel Storage Drawers
- Built-in Sterno-fired Food Warmers
- Prep & Waste Centers For Island Installations
- Plating & Garnish centers
- Warming Drawers
- Built-in & Cart Model Cocktail Stations
- Built-in Prep & Hand Sink
- Refrigerator / Keggerator
- Under-Grill Refrigerator w/ Marinating Drawers
- Built-in Countertop Refrigerator
- Completely Sealed Dry Storage Pantry Centers