

MARINE HEATING SOLUTIONS





BROMIC

AWARD WINNING PLATINUM SMART-HEAT™

Enjoy outdoor warmth on your deck with high-quality heaters that are designed and engineered specifically for marine applications by Bromic, and are Lloyd's Register certified.



SUBTLE AESTHETICS

Create comfort and warmth while minimizing light emission and blending seamlessly into the deckhead with Bromic's innovative recess mounting solution.





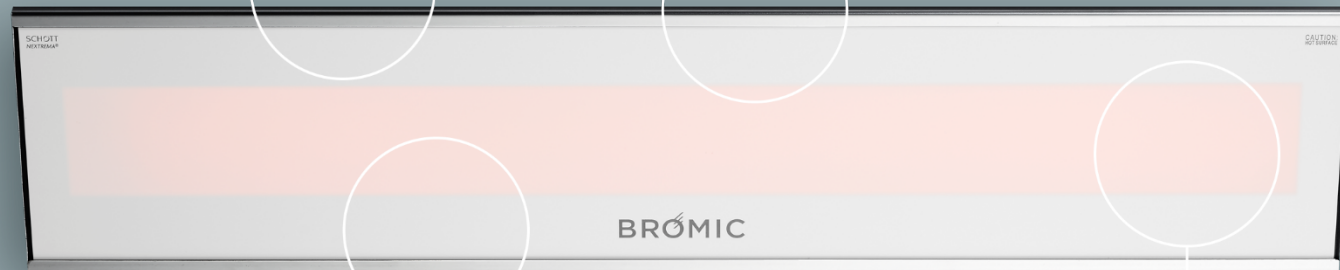
FULL DECKHEAD INTEGRATION CAPABILITY

VERSATILE MOUNTING SOLUTION

Minimal ceiling recess clearance required. Flush mounted design aesthetics.

HIGH PERFORMANCE CONSTRUCTION

Premium 316 stainless-steel suitable for marine and coastal environments.



TRANSLUCENT CERAMIC SCREEN

Minimised light emissions and easy to clean in a black or white finish.



COMPATIBLE WITH
SMART-WIRELESS
TECHNOLOGY

SEALED ELEMENT

Sealed compartment with thin film elements to prevent corrosion.

PLATINUM SMART-HEAT™ ELECTRIC MARINE



2300W, 3400W or 4500W SERIES
BLACK or WHITE

Available in black or white, our Platinum Smart-Heat™ Electric Marine Heater is specifically suited for low-clearance and design-focused spaces in mind.

With wireless remote options available for heating solution, switch on comfort effortlessly

[Bromic.com/controls](https://bromic.com/controls)

SPECIFICATIONS


Reference the specification guide below to help you select the correct solution for your needs.

| MODEL NUMBER | 2300W SERIES | 3400W SERIES | 4500W SERIES |
|--|--|--|--|
| PRODUCT CODES PLATINUM ELECTRIC MARINE | BH0320015 BH0320017 BH0320023 BH0320024 | BH0320016 BH0320018 BH0320025 BH0320026 | BH3622002 BH3622006 BH3622003 BH3622007 |
| FUEL TYPE | ELECTRIC | ELECTRIC | ELECTRIC |
| COLOR | BLACK WHITE | BLACK WHITE | BLACK WHITE |
| HEAT AREA | 65FT² | 108FT² | 143FT² |
| RATED CURRENT** | 220 - 240V/9.6A 208V/11.1A | 220 - 240V/14.2A 208V/16.3A | 220 - 240V/18.8A 208V/21.6A |
| MINIMUM FLOOR CLEARANCE | WALL 72" CEILING 96" | WALL 72" CEILING 96" | WALL 72" CEILING 96" |
| MOUNTING OPTIONS | | | |
| CEILING MOUNT | INCLUDED | INCLUDED | INCLUDED |
| WALL MOUNT | INCLUDED | INCLUDED | INCLUDED |
| RECESS KIT FLUSH MOUNT | ✓ | ✓ | ✓ |
| CEILING RECESS KIT PRODUCT CODES | BH3130034 | BH3130035 | BH3623001 |
| CEILING POLE EXTENSION | ✓ | ✓ | ✓ |
| CEILING POLE (2') PRODUCT CODE | BH3130046 | BH3130046 | BH3623022 |
| CEILING POLE (4') PRODUCT CODE | BH3130047 | BH3130047 | BH3623023 |
| FREESTANDING | - | - | - |
| CONTROL OPTIONS | | | |
| ON OFF | ✓ | ✓ | ✓ |
| ON OFF PRODUCT CODE | BH3130010-1 | BH3130010-1 | BH3130010-1 |
| DIMMER | ✓ | ✓ | ✓ |
| DIMMER PRODUCT CODE | BH3130011-1 | BH3130011-1 | BH3130011-1 |
| MASTER REMOTE * | ✓ | ✓ | ✓ |
| MASTER REMOTE PRODUCT CODE | BH3130012-1 | BH3130012-1 | BH3130012-1 |

DIMENSIONS


With a wide range of sizes available,
find the ideal heater to suit your
outdoor space.

PROFILE

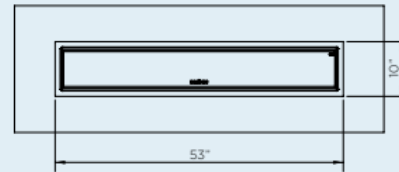


CEILING RECESS

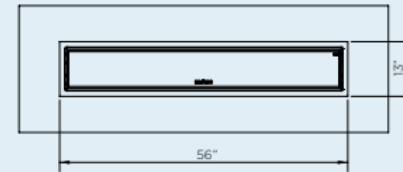
CEILING RECESS FRAME 2300W



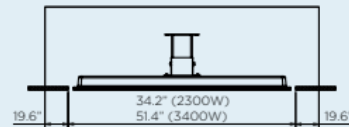
CEILING RECESS FRAME 3400W



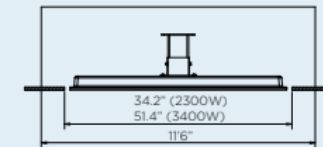
CEILING RECESS FRAME 4500W



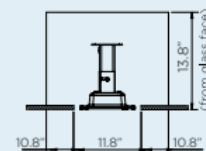
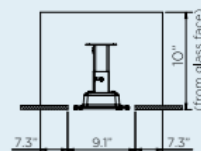
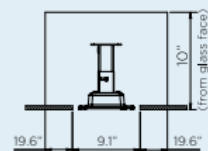
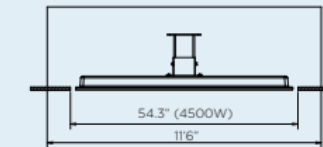
MINIMUM CAVITY OPTION 1
2300/3400W



MINIMUM CAVITY OPTION 2
2300/3400W



MINIMUM CAVITY FOR 4500W





[BROMIC.COM](https://bromic.com)