

Kingsley-Bate

TR114 Essex 114" Oval Extending Table Assembly Instructions



KINGSLEY - BATE

Fine Garden Furniture

ASSEMBLY INSTRUCTIONS FOR THE TR - 114






TABLE TOP ASSEMBLY



LEGS



BASES





*** NOTE**

A TENON

B MORTISE HOLE


STEP-I

Unpack, inspect and lay the parts on a clean, flat, soft surface to avoid marring the wood.
NOTE: During assembly of the furniture please match the tenons and mortise holes with the corresponding letters or numbers stamped on the furniture.



STEP-II



Fit **SHORT STRETCHER** tenons into the respective mortise holes of the **BOTTOM LONG LEG STRETCHERS**.



STEP-III



Fit two **LEGS** into each **BASE**. Again, match the numbers of the tenons with the corresponding mortise holes.

NOTE: Please look carefully at the assembly photos. The tops of the **LEGS** need to face a certain direction. You will attach the **LEGS** to the inside of the **TABLE TOP ASSEMBLY**. **DO NOT DOWEL AT THIS POINT.**



STEP-IV:

Fit the assembled **SHORT STRETCHER** and **BOTTOM LONG LEG STRETCHER** assembly into the assembled **LEGS** and **BASES**.



STEP-V:

Once you are certain that the LEGS line up with the apron under the TABLE TOP ASSEMBLY, Insert all dowels as shown in photos.



STEP-VI

Fit the TABLE BASE ASSEMBLY onto the TABLE TOP ASSEMBLY matching the letters stamped on the legs to the letters shown on the TABLE TOP ASSEMBLY. Each joint requires one bolt, two washers, and a nut. Push bolt through the LEG and apron of the TABLE TOP ASSEMBLY, slide both washers over the bolt and finish with the nut. Repeat to all four legs before completely tightening down the assembly. With a proper screw driver and the tool provided, securely tighten each bolt and nut.

IF YOU HAVE ANY QUESTIONS REGARDING THE ASSEMBLY OF YOUR KINGSLEY-BATE FURNITURE, PLEASE CONTACT THE KINGSLEY-BATE DEALER NEAREST TO YOU OR KINGSLEY-BATE DIRECTLY. WE THANK YOU FOR CHOOSING OUR FURNITURE.

** KINGSLEY-BATE WILL NOT TAKE RESPONSIBILITY FOR DAMAGE
IF THESE INSTRUCTIONS ARE NOT FOLLOWED PROPERLY*