

Lafuma®
MOBILIER

ASSORTMENT



All

R CLIP Batyline® Iso LFM4023

Lafuma
MOBILIER



9266
Chlorophylle
(green)



9269
Magnolia (Light
Pink)



8547
Océan



8548
Seigle

All products



Some products



Its advantages

- Frame in Ø20 mm steel tubing.
- Monobloc textured resin armrests, position adjustment with stabilisers.
- Removable canvas with elastomere clip fastening (Lafuma patent).
- Adjustable and removable cushioned headrest.
- Foot pads.

Product variant: 9266, 9269

Main Details

Closed dimensions L/H/D:

27 in / 38 in / 6 in

Open dimensions L/H/D:

27 in - 32 in / 45 in / 34 in - 64 in

RSXA CLIP Batyline® Iso
LFM2049

Lafuma
MOBILIER



8547 Océan 8548 Seigle 8717 Graphite 8557 Moss 9711 Ciel



Its advantages

- Frame in Ø20 mm steel tubing.
- Dual-material resin/foam armrests, position adjustment with stabilisers.
- Removable canvas with elastomere clip fastening (Lafuma patent).
- Ergonomic, adjustable and removable headrest.
- Protective footrest ring and foot pads.

Main Details

Closed dimensions L/H/D:	27 in / 38 in / 6 in
Open dimensions L/H/D:	27 in - 33 in / 45 in / 35 in - 65 in
Unit weight:	3.27 lb
Seat height:	15 in
Colour Story:	NATURA

RSXA CLIP XL Batyline® Iso
LFM2050

Lafuma
MOBILIER



8548 Seigle 8717 Graphite 8547 Océan



Its advantages

- Frame in Ø20 mm steel tubing.
- Dual-material resin/foam armrests, position adjustment with stabilisers.
- Removable canvas with elastomere clip fastening (Lafuma patent).
- Ergonomic, adjustable and removable headrest.
- Protective footrest ring and foot pads.
- The XL versions (extra wide) have a reinforced bar under the seat.

Main Details

Closed dimensions L/H/D:	28 in / 42 in / 7 in
Open dimensions L/H/D:	28 in - 33 in / 48 in / 37 in - 68 in
Unit weight:	3.76 lb
Seat height:	19 in
Colour Story:	ESSENTIEL

RSX CLIP Sunbrella
LFM2051

Lafuma
MOBILIER



9787
Navy

9788
Slate



Its advantages

- Frame in Ø20 mm steel tubing.
- Dual-material resin/foam armrests, position adjustment with stabilisers.
- Removable canvas with elastomere clip fastening (Lafuma patent).
- Ergonomic, adjustable and removable headrest.
- Protective footrest ring and foot pads.

Main Details

Closed dimensions L/H/D:	27 in / 38 in / 7 in
Open dimensions L/H/D:	27 in - 32 in / 45 in / 35 in - 64 in
Unit weight:	3.27 lb
Seat height:	17 in

RSX CLIP AirComfort®
LFM2047

Lafuma
MOBILIER



7057
Taupe

6893
Coral Blue

3186
Bordeaux

6135
Acier



Its advantages

- Frame in Ø20 mm steel tubing.
- Dual-material resin/foam armrests, position adjustment with stabilisers.
- Removable canvas with elastomere clip fastening (Lafuma patent).
- Ergonomic, adjustable and removable headrest.
- Protective footrest ring and foot pads.

Main Details

Closed dimensions L/H/D:	27 in / 38 in / 7 in
Open dimensions L/H/D:	27 in - 32 in / 45 in / 35 in - 64 in
Unit weight:	3.27 lb
Seat height:	17 in

RSX CLIP XL AirComfort®
LFM2048

Lafuma
MOBILIER

EVOLUTION BeComfort®
LFM2871

Lafuma
MOBILIER



6135
Acier

7057
Taupe



8901
Silver

8902
Dark Grey



Its advantages

- Frame in Ø20 mm steel tubing.
- Dual-material resin/foam armrests, position adjustment with stabilisers.
- Removable canvas with elastomere clip fastening (Lafuma patent).
- Ergonomic, adjustable and removable headrest.
- Protective footrest ring and foot pads.
- The XL versions (extra wide) have a reinforced bar under the seat.

Main Details

Closed dimensions L/H/D: 28 in / 42 in / 10 in
Open dimensions L/H/D: 28 in - 35 in / 49 in / 37 in - 68 in
Unit weight: 4.22 lb
Seat height: 19 in



Its advantages

- Frame in Ø20 mm steel tubing.
- Minimalist design which has no crossbar at the top of the back and lower footrest.
- Ergonomic resin armrests.
- Position adjustment with fixed armrests and stabilisers.
- Reinforced removable canvas (thicker weave) with elastomere clip fastening (Lafuma patent).
- Reinforced bar under the seat.
- Adjustable and removable cushioned headrest.
- High stability foot pads.

Main Details

Closed dimensions L/H/D: 28 in / 39 in / 9 in
Open dimensions L/H/D: 28 in - 32 in / 46 in / 33 in - 64 in
Unit weight: 4.04 lb
Seat height: 17 in
Colour Story: BECOMFORT

BAYANNE RECLINER Tundra
LFM5062

Lafuma
MOBILIER



9540
Granite (Grey)



Detailed description

Relaxation armchair.

Its advantages

- Frame: HEL steel tubing Ø 20 mm.
- Refined design with no cross-piece at the top of the backrest or the base of the leg rest.
- Ergonomic armrests made from injected resin.
- Seating position adjustment with fixed armrests and stabilisers.
- Cushioning: breathable and permeable.
- Quick-drying.
- Excellent resistance to UV rays.

Main Details

Closed dimensions L/H/D:	28 in / 39 in / 9 in
Open dimensions L/H/D:	28 in - 32 in / 46 in / 33 in - 61 in
Unit weight:	4.22 lb
Seat height:	17 in
Colour Story:	ALLURE

MAXI TRANSAT Batyline®
LFM2502

Lafuma
MOBILIER



8717
Graphite



9266
Chlorophylle



9711
Ciel
New



9269
Magnolia



9870
Ocean II
New

All products



Some products



Its advantages

- Deckchair with large width base, folds to an ultra-compact size.
- Frame in Ø22 mm steel tubing without crossbrace at the front of the seat.
- Latching system with 4 position safety clasps.
- Removable canvas.
- Foot pads.

Product variant: 8717

Main Details

Closed dimensions L/H/D:	24 in / 49 in / 2 in
Open dimensions L/H/D:	24 in - 30 in / 33 in / 37 in - 38 in
Unit weight:	1.68 lb
Seat height:	13 in

MAXI TRANSAT Batyline® LFM5170

Lafuma 
MOBILIER



All products



Some products



Its advantages

- Deckchair with large width base, folds to an ultra-compact size.
- Frame in Ø22 mm steel tubing without crossbrace at the front of the seat.
- Latching system with 4 position safety clasps.
- Removable canvas.
- Foot pads.

Product variant: 9940

Main Details

Closed dimensions L/H/D:	24 in / 49 in / 2 in
Open dimensions L/H/D:	24 in - 30 in / 33 in / 37 in - 38 in
Unit weight:	1.68 lb
Seat height:	13 in

BALCONY II CHAIR Batyline® LFM5167

Lafuma 
MOBILIER



All products



Some products



Its advantages


- Compact chair.
- Structure: tube Ø 18 mm HLE steel (High Limit Elasticity).
- High comfort seat.
- Fabric with reinforced stitching.
- Safe folding with injected plastic sliding ring (polyacetal).
- Anti-tip protection pads.

Product variant: 9940

Main Details

Closed dimensions L/H/D:	19 in / 37 in / 3 in
Open dimensions L/H/D:	19 in / 33 in / 17 in
Unit weight:	1.36 lb

BALCONY II TABLE Steel top LFM5168



9940 CB Indigo New
7782 CB Titane
9875 CB Canyon
9874 CB Moss

All products



Some products



Its advantages

- Folding table for outdoor use. Free standing when folded.
- Top: galvanized steel with polyester powder paint.
- Support legs: tube Ø 25 mm HLE steel (High Limit Elasticity).
- Designed to keep maximum leg room.
- Plastic components: fibreglass reinforced injected polymers.
- Adjusters: at the end of 2 feet to make stable as required (easy accurate correction of any wobbliness).
- Protection pads.

Product variant: 9940

Main Details

Closed dimensions L/H/D: 25 in / 41 in / 7 in
Open dimensions L/H/D: 25 in / 29 in / 28 in

Lafuma 
MOBILIER

POP UP XL Airlon® + Uni LFM2777



6534 Garance
7234 Curry
6535 Grès
9328 Ecrú



Its advantages

- Frame in Ø16 mm steel tubing with umbrella-style folding.
- High backrest.
- Ultra-resistant elastomere hinges (Lafuma patent).
- Removable canvas.
- Strap to keep it in folded position.

Main Details

Closed dimensions L/H/D: 5 in / 46 in / 5 in
Open dimensions L/H/D: 36 in / 34 in / 33 in
Unit weight: 1.41 lb
Seat height: 12 in
Colour Story: SEVILLE

Lafuma 
MOBILIER

POP UP XL BeComfort®
LFM5218

Lafuma
MOBILIER



8901
Silver
New



8902
Dark Grey
New

NEW



Its advantages

- Frame in Ø16 mm steel tubing with umbrella-style folding.
- High backrest.
- Ultra-resistant elastomere hinges (Lafuma patent).
- Removable canvas.
- Removable polyester band for holding in folded position.

Main Details

Closed dimensions L/H/D:	18 in / 45 in / 6 in
Open dimensions L/H/D:	36 in / 34 in / 33 in
Unit weight:	1.72 lb
Seat height:	12 in
Colour Story:	BECOMFORT

MAXI TRANSAT PLUS BeComfort®
LFM5219

Lafuma
MOBILIER



8901
Silver



8902
Dark Grey



Its advantages

- Deckchair with large width base.
- Frame in Ø22 mm steel tubing without crossbrace at the front of the seat.
- Latching system with 4 position safety clasps.
- Removable canvas.
- Adjustable and removable cushioned headrest.
- Foot pads.

Main Details

Colour Story: BECOMFORT

ORON 170 EXTENDING TABLE - M MODEL Alu Top LFM5181

Lafuma 
MOBILIER



7782
Titane

9877
Sable

All products



Some products



ORON 190 EXTENDING TABLE - L MODEL Alu Top LFM5182

Lafuma 
MOBILIER



7782
Titane



Detailed description

Frame (assembly kit for structure)

- Comfort/Usability: Lightweight and strong aluminium structure. Rounded ergonomic belt for greater handling comfort. Modulable with M and L sizes. «Non-slip» polymer pads for opening single-handed.
- Durability: Structure made with tri-lobed aluminium Ø70 mm: lightweight and ultra resistant to corrosion. Paint 100% polyester with high UV resistance. Style : Patented compact slide system.

Table top (do-it-yourself assembly)

- Comfort/Usability: The lath profile allows excellent air circulation and limits temperature rises. Polymer lath end fittings. Durability: Lightweight and strong aluminium laths. Paint 100% polyester with high UV resistance.
- Style: Lath with «wave effect» design.

Extension leaf support for ORON extending tables (do-it-yourself assembly).

- Support made from steel wire to store the extension leaf (compatible with sizes M - 170 cm and L - 190 cm). Weight: 4.5 kg. Dimensions L/H/D: 76 x 8 x 104 cm.
- Durability: Does not retain rainwater. 100% polyester paint with high resistance to UV. Contact areas covered with a protective polymer coating. Comfort / Ergonomics: Support has integral grip area to facilitate removing the extension leaf.

ORON ARMCHAIR Batyline® Duo LFM5067

Lafuma
MOBILIER



9718 Obsidian 9714 Galet 9716 Mistral 9719 Obsidian 9715 Galet 9717 Mistral

All products



Some products



ZEN-IT Batyline® Duo LFM2780

Lafuma
MOBILIER



9718 Obsidian 9714 Galet



Its advantages

- Folding dining chair with 4 legs on oblong aluminium tubing.
- Tubular frame in Ø22 mm lacquered aluminium alloy.
- Ergonomic high back with lumbar support.
- 5-position backrest adjustment using armrests.
- Ergonomic shaped resin monobloc armrests.
- Canvas with reinforced stitching.
- Reinforced leg section with wide floor protector.

Main Details

Closed dimensions L/H/D:	24 in / 40 in / 6 in
Open dimensions L/H/D:	24 in - 40 in / 46 in / 25 in - 37 in
Unit weight:	1.95 lb
Seat height:	17 in
Colour Story:	RIVES

ZEN IT BeComfort® LFM2944

Lafuma
MOBILIER



8902
Dark Grey



8901
Silver



Its advantages

- Folding dining chair with 4 legs on oblong aluminium tubing.
- Tubular frame in Ø22 mm lacquered aluminium alloy.
- Ergonomic high back with lumbar support.
- 5-position backrest adjustment using armrests.
- Ergonomic shaped resin monobloc armrests.
- Canvas with reinforced stitching.
- Reinforced leg section with wide floor protector.

Main Details

Closed dimensions L/H/D:	24 in / 40 in / 6 in
Open dimensions L/H/D:	24 in - 40 in / 46 in / 25 in - 37 in
Unit weight:	1.95 lb
Seat height:	17 in
Colour Story:	BECOMFORT

SIESTA L AirComfort® LFM2872

Lafuma
MOBILIER



6135
Acier



Its advantages

- Sun lounger / guest bed with 3 legs
- Frame in Ø20 mm steel tubing
- 4-position backrest adjustment with anti-pinching and impact-resistant safety clasp
- Anti-tip safety system on the backrest
- Removable canvas
- Foot pads.

Main Details

Closed dimensions L/H/D:	28 in / 34 in / 8 in
Open dimensions L/H/D:	28 in - 36 in / 22 in / 84 in - 75 in
Seat height:	15 in
Colour Story:	AIRCOMFORT

ALU CHAM Batyline® Iso LFM5083

Lafuma
MOBILIER



3865
Océan



2632
Ciel



Its advantages

- Folding chair
- Tubular frame in Ø22 mm aluminium alloy
- Ergonomic high back with lumbar support
- 5-position backrest adjustment using armrests
- Ergonomic shaped resin monobloc armrests
- Seat front is arched for better seating comfort
- Canvas with reinforced stitching
- Highly stable floor protectors on legs.

Main Details

Closed dimensions L/H/D:	25 in / 40 in / 4 in
Open dimensions L/H/D:	25 in / 44 in / 26 in
Unit weight:	1.59 lb
Seat height:	16 in

ALU CHAM XL Batyline® Iso LFM5085

Lafuma
MOBILIER



2178
Seigle



3865
Océan



Its advantages

- Folding chair
- Tubular frame in Ø22 mm aluminium alloy
- Ergonomic high back with lumbar support
- 5-position backrest adjustment using armrests
- Ergonomic shaped resin monobloc armrests
- Seat front is arched for better seating comfort
- Canvas with reinforced stitching
- Highly stable floor protectors on legs

Main Details

Closed dimensions L/H/D:	27 in / 40 in / 5 in
Open dimensions L/H/D:	27 in / 44 in / 27 in
Unit weight:	1.64 lb
Seat height:	15 in

ALU CHAM
LFM5084

Lafuma
MOBILIER



6589
Acier



6899
Taupe



Main Details

Closed dimensions L/H/D:	25.0 in / 40.0 in / 4.0 in
Open dimensions L/H/D:	25.0 in / 44.0 in / 26.0 in
Unit weight:	1.59 lb
Seat height:	16.0 in
Colour Story:	AIRCOMFORT

SPHINX Sunbrella
LFM2859

Lafuma
MOBILIER



9540
Granit (grey)



Detailed description

This majestic chair is inspired by our legendary POP UP.

Its advantages

- Frame: HLE steel tubing Ø16 mm.
- High back and wide seat. Removable polyester band for holding in folded position.
- Cushion Hedona/Tundra: breathable and permeable. Quick-drying. Excellent resistance to UV rays.
- Ultra-resistant elastomere joints.
- Removeable canvas.

Main Details

Closed dimensions L/H/D:	18 in / 44 in / 6 in
Open dimensions L/H/D:	36 in / 34 in / 33 in
Unit weight:	1.81 lb
Seat height:	14 in
Colour Story:	ALLURE

**TABLE VOGUE PERFORATED TABLETOP Plateau
acier
LFM5053**

Lafuma
MOBILIER



7782
Titane



Detailed description

Stackable low table. Perforated steel tabletop.

Its advantages

- Stackable low table.
- Frame in Ø22 mm aluminium tubing.
- Lacquered steel tabletop.
- Foot pads.

Main Details

Open dimensions L/H/D: 22 in / 13 in / 22 in
Unit weight: 0.64 lb

**CB II LOW CHAIR Batyline®
LFM5162**

Lafuma
MOBILIER



9870
Océan II

9868
Seigle II

9711
Ciel



Its advantages

- Compact folding low chair.
- Structure: tube Ø 16 mm HLE steel (High Limit Elasticity) with anti-fall and anti-pinch system.
- Fabric with reinforced stitching.
- Carry strap available as accessory.

Main Details

Closed dimensions L/H/D: 18 in / 22 in / 2 in
Open dimensions L/H/D: 18 in / 17 in / 21 in
Unit weight: 0.54 lb
Seat height: 5 in
Colour Story: ESSENTIEL

TABLE CALIFORNIA 91 x 68,5 cm
LFM1491

Lafuma
MOBILIER



3631
Carbon



Its advantages

- Tubular legs in Ø20 mm aluminium alloy
- Telescopic Ø25 mm legs which have individual height adjustment, with rotating stop and safety clasp to ensure a horizontal tabletop on all kinds of terrain
- Rigid frame, with monobloc 12 mm thick tabletop and moulded edge
- High stability elastomer feet.

Main Details

Closed dimensions L/H/D: 27 in / 36 in / 2 in
Open dimensions L/H/D: 27 in / 20 in - 29 in / 36 in
Unit weight: 3.36 lb

SUNSHADE
LFM2860

Lafuma
MOBILIER



0247
Noir



Detailed description

Treat yourself to more comfort!

Main Details

Open dimensions L/H/D: 10 in / 18 in / 24 in
Unit weight: 0.41 lb

CUP HOLDER
LFM5255

Lafuma
MOBILIER



9105
Titane
New

0247
Noir
New



Detailed description


Treat yourself to more comfort!

Main Details

Open dimensions L/H/D: 12 in / 3 in / 6 in

ELASTIC LACES WITH ENDINGS
LFM2322

Lafuma
MOBILIER



0247
Noir



0020
Blanc



Its advantages

- Elastic laces with endings for RSXA and RSX > kit for 1 recliner

CARRY STRAP Ø 16 - 22 MM
LFM5166

Lafuma 
 MOBILIER



0247
 Black - Noir

NEW



Its advantages

- Carry strap compatible with products with tube Ø 16 mm to Ø 22 mm.
- Dimension : 75 cm
- Compatible with : Alu Cham, Alu Victoria, FGX XL, PH II, CB II, CNO, Transatube2, Maxi Transat, Maxi Transat Plus, Relax et Relax XL.

REPLACEMENT KIT FUTURA CLIP Batyline®
LFM2676

Lafuma 
 MOBILIER



8556
 Terre



9868
 Seigle II



9711
 Ciel

All products



Some products



NEW

Its advantages

- FUTURA replacement canvas with clips and headrest - Compatible with RSXA CLIP

Product variant: 8556, 9711

Main Details

Closed dimensions L/H/D: 124 in
Colour Story: NATURA

Product variant: 9868

Main Details

Closed dimensions L/H/D: 124 in
Colour Story: ESSENTIEL

REPLACEMENT KIT RCLIP Batyline®
LFM2841



9868
Seigle II

9266
Chlorophylle

All products



Some products



Its advantages

- R CLIP replacement canvas with clips and headrest

Product variant: 9868

Main Details

Colour Story: ESSENTIEL

Product variant: 9266

Main Details

Colour Story: PISTIL

FUTURA XL REPLACEMENT KIT Batyline Duo®
LFM2840



6897
Obsidian



Its advantages

- FUTURA XL replacement canvas with clips and headrest


Main Details

Unit weight: 0.44 lb

Colour Story: RIVES

**RELAX TRANSPORT COVER Polypropylène + film
PU
LFM5086**

Lafuma 
MOBILIER



0006
Anthracite



Detailed description

Polypropylene with waterproof polyurethane film.

Its advantages

- Travel cover compatible with all Relax items.
- Thick fabric 190gr/m2 tear-resistant, grey/black striped pattern.
- Waterproof and resistant to UV rays.
- Transport loops and handle.
- Compact folding for easy storage.
- Easy care - machine washable at 30°.

Main Details

Open dimensions L/H/D: 40 in / 27 in / 7 in
Unit weight: 0.24 lb

**REPLACEMENT KIT RCLIP Batyline®
LFM2841**

Lafuma 
MOBILIER



9870
Océan II



Its advantages

- R CLIP replacement canvas with clips and headrest

Main Details

Colour Story: ESSENTIEL

**REPLACEMENT KIT FUTURA XL CLIP Batyline®
LFM5047**



9868
Seigle II

NEW



Its advantages

- FUTURA XL replacement canvas with clips and headrest - Compatible with RSXA CLIP XL

Main Details

Closed dimensions L/H/D: 124 in
Colour Story: ESSENTIEL

**REPLACEMENT CANVAS POP UP XL Airlon® + Uni
LFM5036**



6534
Garance



7234
Curry



Its advantages

- POP UP XL replacement canvas

Main Details

Open dimensions L/H/D: 36 in
Colour Story: SEVILLE

Index

All

LFM4023	R CLIP Batyline® Iso
LFM2049	RSXA CLIP Batyline® Iso
LFM2050	RSXA CLIP XL Batyline® Iso
LFM2051	RSX CLIP Sunbrella
LFM2047	RSX CLIP AirComfort®
LFM2048	RSX CLIP XL AirComfort®
LFM2871	EVOLUTION BeComfort®
LFM5062	BAYANNE RECLINER Tundra
LFM2502	MAXI TRANSAT Batyline®
LFM5170	MAXI TRANSAT Batyline®
LFM5167	BALCONY II CHAIR Batyline®
LFM5168	BALCONY II TABLE Steel top
LFM2777	POP UP XL Airion® + Uni
LFM5218	POP UP XL BeComfort®
LFM5219	MAXI TRANSAT PLUS BeComfort®
LFM5181	ORON 170 EXTENDING TABLE - M MODEL Alu Top
LFM5182	ORON 190 EXTENDING TABLE - L MODEL Alu Top
LFM5067	ORON ARMCHAIR Batyline® Duo
LFM2780	ZEN-IT Batyline® Duo
LFM2944	ZEN IT BeComfort®
LFM2872	SIESTA L AirComfort®
LFM5083	ALU CHAM Batyline® Iso
LFM5085	ALU CHAM XL Batyline® Iso
LFM5084	ALU CHAM
LFM2859	SPHINX Sunbrella
LFM5053	TABLE VOGUE PERFORATED TABLETOP Plateau acier
LFM5162	CB II LOW CHAIR Batyline®
LFM1491	TABLE CALIFORNIA 91 x 68,5 cm
LFM2860	SUNSHADE
LFM5255	CUP HOLDER
LFM2322	ELASTIC LACES WITH ENDINGS
LFM5166	CARRY STRAP Ø 16 - 22 MM
LFM2676	REPLACEMENT KIT FUTURA CLIP Batyline®
LFM2841	REPLACEMENT KIT RCLIP Batyline ®
LFM2840	FUTURA XL REPLACEMENT KIT Batyline Duo®
LFM5086	RELAX TRANSPORT COVER Polypropylène + film PU
LFM2841	REPLACEMENT KIT RCLIP Batyline ®
LFM5047	REPLACEMENT KIT FUTURA XL CLIP Batyline®
LFM5036	REPLACEMENT CANVAS POP UP XL Airion® + Uni

1

1
2
2
3
3
4
4
5
5
6
6
7
7
8
8
9
9
10
10
11
11
12
12
13
13
14
14
15
15
16
16
17
17
18
18
19
19
20
20