



SUMMIT
APPLIANCE



OUTDOOR REFRIGERATION

Refrigerators • Freezers • Icemakers • Beverage Centers • Wine Cellars • Beer Dispensers





CREATE THE PERFECT OUTDOOR KITCHEN IN **WEATHERPROOF** LUXURY

Outdoor appliances require quality construction built to hold up to the hearty demands of nature. That's why Summit's line of outdoor refrigeration is specially designed and tested to **strict UL standards**, with **304 grade stainless steel** and **fully sealed exteriors** that offer full protection from the elements.

From drain-free icemakers to triple tap kegerators, Summit offers a **wide variety of outdoor appliances** designed to complete any alfresco kitchen space with **elegant style, user-friendly features**, and **lasting durability**.

SUMMIT APPLIANCE DIVISION, FELIX STORCH, INC. ISO 9001:2015 CERTIFIED

770 Garrison Avenue, Bronx, NY 10474 USA • TEL 718.893.3900 • FAX 844.478.8799 • info@summitappliance.com • summitappliance.com



OUTDOOR REFRIGERATION



CONTENTS

RESIDENTIAL SOLID DOOR ALL-REFRIGERATORS 24" 19" 15"	pg. 1
COMMERCIAL BEVERAGE CENTERS & REFRIGERATORS 24" 19"	pg. 3
DRAWER REFRIGERATORS & FREEZERS 24" 21" 18" 15"	pg. 5
FREEZERS & ICEMAKERS 24" 15"	pg. 7
WINE & BEER STORAGE 24" 30"	pg. 9
CARTS	pg. 11
OPTIONS	pg. 12

RESIDENTIAL SOLID DOOR ALL-REFRIGERATORS 24" 19" 15"

Our selection of built-in undercounter refrigerators comes in a variety of styles to take your outdoor kitchen to the next level, with fully featured choices specially designed for weatherproof use.



**OUTDOOR
REFRIGERATION**

RESIDENTIAL REFRIGERATORS

	Unit	H x W x D	Capacity	Door	Cabinet	Defrost	Door Swing	Interior	Door Storage	Approvals
🔒	CL68ROS	34 1/2" x 23 7/8" x 24 1/8"	5.5 cu.ft.	Stainless	Stainless	Frost-Free	Reversible	Black	Yes	ETL, ETL-C
🔒	SPR6230S	34" x 23 1/2" x 23 1/2"	4.6 cu.ft.	Stainless	Black	Frost-Free	Reversible	White	Yes	ETL, ETL-C, ETL-S
🔒	SPR6230SCSS	34" x 23 1/2" x 23 1/2"	4.6 cu.ft.	Stainless	Stainless	Frost-Free	Reversible	White	Yes	ETL, ETL-C, ETL-S
🔒	SPR6270S	34" x 23 5/8" x 23 1/2"	4.6 cu.ft.	Stainless	Black	Frost-Free	Reversible	Black	Optional	ETL, ETL-C, ETL-S
🔒	SPR6270SCSS	34" x 23 5/8" x 23 1/2"	4.6 cu.ft.	Stainless	Stainless	Frost-Free	Reversible	Black	Optional	ETL, ETL-C, ETL-S
	SPR6180SADA	32" to 34" x 23 3/8" x 17 3/4"	3.1 cu.ft.	Stainless	Stainless	Frost-Free	Reversible	Stainless	No	ETL, ETL-C, ETL-S
🔒	SPR1960S24	34 1/4" x 23 3/4" x 17 1/4"	3.1 cu.ft.	Stainless	Stainless	Frost-Free	RHD + Slide-out	Black	Yes	ETL, ETL-C
🔒	SPR1960S	33" x 19" x 17 1/4"	3.1 cu.ft.	Stainless	Black	Frost-Free	Reversible	Black	Yes	ETL, ETL-C, ETL-S
🔒	SPR1960SCSS	33" x 19" x 17 1/4"	3.1 cu.ft.	Stainless	Stainless	Frost-Free	Reversible	Black	Yes	ETL, ETL-C, ETL-S
🔒	SPR1960SADA	32 1/2" x 19" x 17 1/4"	3.1 cu.ft.	Stainless	Black	Frost-Free	Reversible	Black	Yes	ETL, ETL-C, ETL-S
🔒	SPR3160S	34" x 14 1/2" x 23 1/2"	3.0 cu.ft.	Stainless	Black	Frost-Free	Reversible	Black	No	ETL, ETL-C, ETL-S

ALL MODELS

- 304 grade stainless steel wrapped doors
- Pro style handles in brushed stainless steel

- Adjustable shelves for flexible storage
- Sealed back to protect all electrical components from the elements
- Weatherproof construction to meet strict UL standards for outdoor use
- Flexible design for built-in or freestanding use



24"

CL68ROS
RESIDENTIAL REFRIGERATOR

34 1/2" H x 23 7/8" W x 24 1/8" D · 5.5 cu.ft.
Elegant design with a bright white interior, complete stainless steel exterior, & gallon-sized door storage.



24"

SPR6180SADA
RESIDENTIAL REFRIGERATOR

32" up to 34" H x 23 3/8" W x 17 3/4" D · 3.1 cu.ft.
Uniquely shallow size ideal for island kitchen configurations, with a stainless steel interior finish for lasting durability and better sanitation.



24"

SPR6270S SERIES
RESIDENTIAL & COMMERCIAL REFRIGERATORS

34" H x 23 5/8" W x 23 1/2" D · 4.6 cu.ft.
Available with a choice of handle and door styles to best match your kitchen. Matching freezers on [page 8](#).



OPTIONAL DOOR SHELVING



PANEL-READY OPTION

Additional finishes [see page 12](#)



DPL IF SSTB



19"



SPR1960S/SPR1960SADA*
RESIDENTIAL REFRIGERATOR

33"/ 32 1/2" H x 19" W x 17 1/4" D · 3.1 cu.ft.
Shallow depth fit for 19" spaces, with glass shelves and door storage.



15"

SPR3160S
RESIDENTIAL & COMMERCIAL REFRIGERATORS

34" H x 14 1/2" W x 23 1/2" D · 3 cu.ft.
Slim 15" width to complete smaller outdoor kitchen spaces, with adjustable glass shelves.



COMMERCIAL BEVERAGE CENTERS & REFRIGERATORS 24" 19"

Summit's selection of commercially listed outdoor refrigerators meets UL-471 and NSF-7 standards, ensuring quality performance and improved sanitary conditions for food and beverage storage.



COMMERCIAL REFRIGERATORS

Unit	H x W x D	Capacity	Door	Cabinet	Defrost	Door Swing	Interior	Door Storage	Controls	Approvals
SCR611GLOS	34" x 23 3/8" x 23 1/2"	5 cu.ft.	Glass	Stainless	Frost-Free	Reversible	Stainless	No	Digital	ETL, ETL-C, ETL-S
SPR489OS	33" x 19" x 17"	3.1 cu.ft.	Glass	Black	Automatic	Reversible	White	No	Mechanical	ETL, ETL-C, ETL-S
SPR488BOS	33" x 19" x 17"	3.1 cu.ft.	Glass	Black	Automatic	Reversible	Black	No	Mechanical	ETL, ETL-C, ETL-S
SPR489OSCSS	33" x 19" x 17"	3.1 cu.ft.	Glass	Stainless	Automatic	Reversible	White	No	Mechanical	ETL, ETL-C, ETL-S
SPR488BOSCSS	33" x 19" x 17"	3.1 cu.ft.	Glass	Stainless	Automatic	Reversible	Black	No	Mechanical	ETL, ETL-C, ETL-S
SPR489OSADA	32 1/2" x 19" x 17"	3.1 cu.ft.	Glass	Black	Automatic	Reversible	White	No	Mechanical	ETL, ETL-C, ETL-S
SPR488BOSADA	32 1/2" x 19" x 17"	3.1 cu.ft.	Glass	Black	Automatic	Reversible	Black	No	Mechanical	ETL, ETL-C, ETL-S
SPR7BOSST	33 1/2" x 23 5/8" x 25"	5.5 cu.ft.	Stainless	Stainless	Automatic	RHD/LHD	White	No	Mechanical	ETL, ETL-C, ETL-S
SPR7BOSSTADA	32 1/4" x 23 5/8" x 25"	5.5 cu.ft.	Stainless	Stainless	Automatic	RHD/LHD	White	No	Mechanical	ETL, ETL-C, ETL-S
SPR314LOS	24 3/4" x 19" x 18 7/8"	2.1 cu.ft.	Glass	Black	Automatic	Reversible	White	No	Mechanical	ETL, ETL-C, ETL-S
SPR314LOSCSS	24 3/4" x 19" x 18 7/8"	2.1 cu.ft.	Glass	Stainless	Automatic	Reversible	White	No	Mechanical	ETL, ETL-C, ETL-S

ALL MODELS

- 304 grade stainless steel wrapped doors
- Commercially listed to NSF-7 standards
- Factory installed lock for convenient security
- Sealed back to protect all electrical components from the elements
- Weatherproof design to meet strict UL standards for outdoor use



24"

SCR611GLOS

COMMERCIAL REFRIGERATOR

34" H x 23 7/8" W x 23 1/2" D • 5 cu.ft.

Built-in or freestanding capable, with a stainless steel wrapped cabinet, stainless steel interior, and double pane tempered glass door for a full view your storage.



SHALLOW 19" DEPTH

19"



SPR4890S/SPR4890SADA*/SPR488BOS/ SPR488BOSADA*

COMMERCIAL & RESIDENTIAL

33"/32 1/2" H x 19" W x 17" D • 3.1 cu.ft.

Built-in or freestanding in a shallow depth fit for 19" footprints with a white or black interior. Meets commercial & residential standards.

BLACK OR STAINLESS STEEL WRAPPED CABINET FINISH



24"



SPR7BOSST/SPR7BOSSTADA*

COMMERCIAL & REFRIGERATORS

33 1/2"/ 32 1/4" H x 23 7/8" W x 25" D • 5.5 cu.ft.

Built-in or freestanding capable all-refrigerator in complete 304 grade stainless steel, made in the USA with a generously sized 5.5 cu.ft. interior.



DRAWER REFRIGERATORS & FREEZERS

Modernize the outdoor kitchen with the convenience of drawer refrigeration, all made with stainless steel drawer fronts that can also accept custom panels for the perfect look that suits any style.

OUTDOOR REFRIGERATION



DRAWERS

Model	H x W x D	Capacity	Drawers	Drawer	Cabinet	Panel-Ready	Defrost	Interior	Controls	Approvals
SPR6270S2D	34" x 23 5/8" x 23 5/8"	3.4 cu.ft.	2	Stainless	Stainless	Yes	Frost-Free	Stainless	Digital	ETL, ETL-C, ETL-S
 ADDR24	32"/34 1/4" x 23 3/8" x 22 3/4"	4.8 cu.ft.	2	Stainless	Stainless	Yes	Frost-Free	Stainless	Digital	ETL, ETL-C, ETL-S
ADDR241	31 7/8" x 23 3/8" x 22 1/2"	3.71 cu.ft.	2	Stainless	Black	Yes	Frost-Free	Stainless	Digital	ETL, ETL-C, ETL-S
ADDR241CSS	31 7/8" x 23 3/8" x 22 1/2"	3.71 cu.ft.	2	Stainless	Stainless	Yes	Frost-Free	Stainless	Digital	ETL, ETL-C, ETL-S
ADDR18	31 1/2" x 17 3/4" x 23 1/4"	3.4 cu.ft.	2	Stainless	Stainless	Yes	Frost-Free	Stainless	Digital	ETL, ETL-C, ETL-S
 ADDR15	32"/34 1/4" x 15" x 22 1/2"	2.8 cu.ft.	2	Stainless	Stainless	Yes	Frost-Free	Stainless	Digital	ETL, ETL-C, ETL-S
SDR24	17 3/4" H x 23 3/8" W x 22 7/8" D	2 cu.ft.	1	Stainless	Black	Yes	Frost-Free	Stainless	Digital	ETL, ETL-C, ETL-S
FF1DSS	17 3/4" H x 23 1/2" W x 22 7/8" D	1.6 cu.ft.	1	Stainless	Black	Yes	Frost-Free	Stainless	Digital	ETL, ETL-C, ETL-S
FF1DSS24	17 3/4" H x 21 1/2" W x 22 7/8" D	1.6 cu.ft.	1	Stainless	Black	Yes	Frost-Free	Stainless	Digital	ETL, ETL-C, ETL-S

REFRIGERATOR-FREEZERS

Model	H x W x D	Capacity	Drawers	Drawer	Cabinet	Panel-Ready	Defrost	Interior	Controls	Approvals
ADFD243	31 7/8" x 23 3/8" x 22 1/2"	3.32 cu.ft.	2	Stainless	Black	Yes	Frost-Free	Stainless	Digital	ETL, ETL-C, ETL-S
ADFD243CSS	31 7/8" x 23 3/8" x 22 1/2"	3.32 cu.ft.	2	Stainless	Stainless	Yes	Frost-Free	Stainless	Digital	ETL, ETL-C, ETL-S

FREEZERS

Model	H x W x D	Capacity	Drawers	Drawer	Cabinet	Panel-Ready	Defrost	Interior	Controls	Approvals
SPFF510S2D	34" x 23 5/8" x 23 5/8"	3.4 cu.ft.	2	Stainless	Stainless	Yes	Frost-Free	Stainless	Digital	ETL, ETL-C, ETL-S
ADFD243	31 7/8" x 23 3/8" x 22 1/2"	3.71 cu.ft.	2	Stainless	Black	Yes	Frost-Free	Stainless	Digital	ETL, ETL-C, ETL-S
ADFD243CSS	31 7/8" x 23 3/8" x 22 1/2"	3.71 cu.ft.	2	Stainless	Stainless	Yes	Frost-Free	Stainless	Digital	ETL, ETL-C, ETL-S

ALL MODELS

- 304 grade stainless steel drawer construction
- Commercially listed to NSF-7 standards
- Magnetic gaskets to ensure a powerful seal
- Sealed back to protect all electrical components from the elements
- Weatherproof construction to meet strict UL standards for outdoor use
- Flexible design for built-in or freestanding use

ALL DRAWER MODELS IN THIS CATALOG ARE PANEL-READY



15"



18"



24"



ADDR15

RESIDENTIAL & COMMERCIAL

32 3/4" H x 15" W x 22" D • 2.8 cu.ft.
Versatile design at 32" for ADA counters, with adjustable legs and a kickplate extender to reach 34 1/4"

ADDR18

RESIDENTIAL & COMMERCIAL

31 1/2" H x 17 3/4" W x 22" D • 3.4 cu.ft.
The industry's only 18" wide drawer refrigerator, with complete stainless steel construction and panel-ready drawer fronts

SDR24

RESIDENTIAL & COMMERCIAL

17 3/4" H x 23 3/8" W x 22" D • 2 cu.ft.
Single drawer refrigerator with panel-ready stainless steel front



24"



24"



24"



ADDR241 (REFRIGERATOR)

RESIDENTIAL & COMMERCIAL

31 7/8" H x 23 3/8" W x 22 1/2" D • 3.7 cu.ft.

ADFD243 (FREEZER)

RESIDENTIAL & COMMERCIAL

31 7/8" H x 23 3/8" W x 22 1/2" D • 3.7 cu.ft.

ADRF244 (REFRIGERATOR-FREEZER)

RESIDENTIAL & COMMERCIAL

31 7/8" H x 23 3/8" W x 22 1/2" D • 3.2 cu.ft.

Frost-free operation in three configurations to best meet your storage needs, with panel-ready stainless steel drawer fronts, digital controls, adjustable drawer dividers, removable baskets, audible alarms, and LED lighting



24"



SPR6270S2D (REFRIGERATOR)

RESIDENTIAL & COMMERCIAL

34" H x 23 3/8" W x 23 3/8" D • 3.4 cu.ft.

SPFF510S2D (FREEZER)

RESIDENTIAL & COMMERCIAL

34" H x 23 3/8" W x 23 3/8" D • 3.4 cu.ft.

Complete stainless steel construction inside and out, with panel-ready fronts, fully featured drawer interiors, pro style handles, digital controls, adjustable drawer dividers, removable baskets, & more.

SUMMIT APPLIANCE DIVISION, FELIX STORCH, INC. ISO 9001:2015 CERTIFIED

770 Garrison Avenue, Bronx, NY 10474 USA • TEL 718.893.3900 • FAX 844.478.8799 • info@summitappliance.com • summitappliance.com



FREEZERS & ICEMAKERS

Keep the party perfectly chilled with our frost-free freezers and unique selection of versatile icemakers, available for drain or no-drain connections for flexible installation.



OUTDOOR REFRIGERATION



FREEZERS

Unit	H x W x D	Capacity	Door	Cabinet	Defrost	Door Swing	Door Storage	Controls	Approvals
 SPFF510S	34 x 23 5/8" x 23 5/8"	4.6 cu.ft.	Stainless	Black	Frost-Free	Reversible	No	Digital	ETL, ETL-C, ETL-S
 SPFF510SCSS	34 x 23 5/8" x 23 5/8"	4.6 cu.ft.	Stainless	Stainless	Frost-Free	Reversible	No	Digital	ETL, ETL-C, ETL-S

ICEMAKERS

Model	H x W x D	Production	Storage	Door	Cabinet	Ice Type	Defrost	Door Swing	Drain Req.	Approvals
BIM680SPUMP	33 5/8" x 14 7/8" x 22 5/8"	62 lbs./day	26 lbs.	Stainless	Stainless	Clear Top Hat	Frost-Free	Reversible	Yes	ETL, ETL-C, ETL-S
BIM680SPUMPIF	33 5/8" x 14 7/8" x 22 5/8"	62 lbs./day	26 lbs.	Panel-Ready	Stainless	Clear Top Hat	Frost-Free	RHD/LHD	Yes	ETL, ETL-C, ETL-S
 BIM470S	33" x 14 1/2" x 23 1/4"	50 lbs./day	26 lbs.	Stainless	Stainless	Clear Cube	Frost-Free	Reversible	Yes	UL, UL-C, ETL-S
 BIM470SADA	32 3/8" x 14 1/2" x 23 1/4"	50 lbs./day	26 lbs.	Stainless	Stainless	Clear Cube	Frost-Free	Reversible	Yes	UL, UL-C, ETL-S
BIM240S	24 7/8" x 15 1/8" x 20 5/8"	12 lbs./day	12 lbs.	Stainless	Stainless	Cloudy Crescent	Manual	RHD	No	UL, UL-C
BIM240SBase32	32 3/8" x 15 1/8" x 20 5/8"	12 lbs./day	12 lbs.	Stainless	Stainless	Cloudy Crescent	Manual	RHD	No	UL, UL-C
BIM240SBase34	33 5/8" x 15 1/8" x 20 5/8"	12 lbs./day	12 lbs.	Stainless	Stainless	Cloudy Crescent	Manual	RHD	No	UL, UL-C



24"

SPFF510S SERIES
RESIDENTIAL & COMMERCIAL FREEZERS

34" H x 23 5/8" W x 23 5/8" D • 4.6 cu.ft.
Fully frost-free, with digital controls, Sabbath mode, LED lighting, and alarms for open door and temperature warnings. Matches SPR6270S series refrigerators.

PANEL-READY OPTION

Additional finishes **see page 12**



DPL IF SSTB



15"

BIM680SPUMP/BIM680SPUMPIF
COMMERCIAL CLEAR ICEMAKERS

33 5/8" H x 14 7/8" W x 22 5/8" D • 62 lbs. ice/day
Made in Korea with a commercial grade design to produce up to 62 pounds of clear gourmet style slow-melting ice. Available in complete stainless steel or with an integrated frame to accept custom overlay panels.

"IF" OPTION ACCEPTS CUSTOM PANELS



15"



BIM240S/BIM240SBase32*/BIM240SBase34
RESIDENTIAL NO-DRAIN ICEMAKERS

24 7/8" / 32 3/8" / 33 5/8" H x 15 1/8" W x 20 5/8" D • 12 lbs. ice/day


No-drain icemaker for versatile installation and efficient operation. Complete stainless steel exterior and available in a compact size or with a storage base that raises the height to fit under standard or ADA compliant counters.

ALL MODELS

- 304 grade stainless steel wrapped doors
- Magnetic gaskets to ensure a powerful seal
- Sealed back to protect all electrical components from the elements
- Quality compressor for reliable cold storage
- Weatherproof design to meet strict UL standards for outdoor use

WINE & BEER STORAGE

Outdoor entertaining isn't complete without your favorite form of beverage storage. Whether you're keeping soft drinks perfectly chilled or serving multiple brews from a triple tap kegerator, Summit has you covered.



WINE/BEVERAGE CENTERS & WINE CELLARS

Model	H x W x D	Capacity	Zones	Doors	Cabinet	Door Swing	Interior	Shelving Style	Controls	Approvals
CL66FDOS	34 1/2" x 23 7/8" x 23 7/8"	5.1 cu.ft.	2	Stainless	Stainless	French	Black	6 wine/3 glass	Digital	ETL, ETL-C
SCR611GLO SCH	34" x 23 3/8" x 23 1/2"	20 Bottles	1	Glass	Stainless	Reversible	Stainless	Stainless	Digital	ETL, ETL-C, ETL-S
SCR611GLO SX	34" x 23 3/8" x 23 1/2"	40 Bottles	1	Glass	Stainless	Reversible	Stainless	Diamond	Digital	ETL, ETL-C, ETL-S

WINE/KEGERATOR COMBINATION

Model	H x W x D	Doors	Cabinet	Defrost	Door Swing	Zone 1	Zone 2	Controls	Approvals
SWBC3041	34 1/4" x 29 1/2" x 23 3/8"	Glass/SS	Stainless	Frost-Free	French	5 wooden wine shelves	Accepts 1/6 keg	Digital	ETL, ETL-C, ETL-S

KEGERATORS

Model	H x W x D	Tap Options	Full Keg Cap.	1/4 Keg Cap.	1/6 Keg Cap.	Door	Cabinet	Defrost	Door Swing	Controls	Approvals
SBC540SBIADA	32 1/4" x 23 3/4" x 24 3/4"	Twin	-	1	2	Stainless	Stainless	Automatic	RHD/LHD	Mechanical	ETL, ETL-C, ETL-S
SBC6830S	33 5/8" x 23 3/4" x 24 1/4"	Single, Twin, Triple	1	2	3	Stainless	Stainless	Automatic	Reversible	Digital	ETL, ETL-C, ETL-S
SBC6960S	34" x 23 7/8" x 25"	Single, Twin, Triple	1	2	3	Stainless	Black	Automatic	Reversible	Digital	ETL, ETL-C, ETL-S
SBC635MOS	33 1/2" x 24" x 25 7/8"	Single, Twin	1	1	2	Stainless	Stainless	Automatic	RHD/LHD	Digital	ETL, ETL-C
SBC635MOS7	33 1/2" x 24" x 25 7/8"	Single, Twin	1	1	3	Stainless	Stainless	Automatic	RHD/LHD	Digital	ETL, ETL-C, ETL-S



30"

SWBC3041
COMMERCIAL WINE CELLAR/KEGERATOR

34 1/4" H x 29 1/2" W x 23 3/8" D

Unique all-in-one design with one zone devoted to wine storage and the other designed to accept sixtel kegs, with a complete commercial grade tap kit and CO₂ tank included

SCR611GLOSCH/SCR611GLOSX
COMMERCIAL WINE CELLARS

34" H x 23 3/8" W x 23 1/2" D · 5 cu.ft.

Store champagne and other larger bottles at an angle or choose our diamond style stainless steel shelving for a modern display



24"

SBC6960S
COMMERCIAL KEGERATORS

34" H x 23 7/8" W x 25" D

Commercially approved, with a large interior to hold up to a full half keg, two quarter kegs, or three sixtels.

TRIPLE TAP CAPABLE



24"

SBC6830S
COMMERCIAL & RESIDENTIAL KEGERATOR

33 5/8" H x 23 3/4" W x 24 1/4" D

Versatile design up to hold three kegs, with a complete stainless steel exterior finish.

Models with tapping equipment include everything you need to serve the perfect draft, with a stainless steel draft tower, Sankey American tap, CO₂ tank with regulator, connection hardware, and cleaning kit

All models can be ordered without tapping equipment (suffix option "NK") for do-it-yourselfers

*Wine, kombucha, and cold brew/nitro-infused coffee taps also available

OUTDOOR CARTS

Put the party on the move with our weatherproof carts, available with your choice of residential or commercial refrigerator, freezer, or beer dispenser.

**OUTDOOR
REFRIGERATION**



CARTS

Model	H x W x D	Appliance Type	Cooling Unit
CartOS	41 ½" x 61" x 25"	Not Included	N/A
CartOSRF	41 ½" x 61" x 25"	Refrigerator	SPR6270S
CartOSBC	41 ½" x 61" x 25"	Kegerator	SBC635M0S
CartOS	41 ½" x 61" x 25"	Freezer	SPFF510S

MORE CHOICES COMING SOON!

ADDITIONAL FINISH OPTIONS

DOOR FINISHES

Create the perfect look with our selection of door & handle styles



SSHH



SSHV



SSTB



DPL



**IF Frame
(Panel-Ready)**



**PNR
(Panel-Ready Trim)**

PROTECTIVE DOOR TINTS

Available on all glass door units in five styles



Mirror Finish T1



Dark Smoke T1S



Midnight Blue T2



Light Blue T3



Light Smoke T4

Our team of product experts is always on hand to help you create the perfect outdoor kitchen.

For more information, visit us online at summitappliance.com/outdoor or contact our sales team at [718.893.3900](tel:718.893.3900).



SUMMIT
A P P L I A N C E



OUTDOOR REFRIGERATION

202209

Refrigerators • Freezers • Icemakers • Beverage Centers • Wine Cellars • Beer Dispensers

