








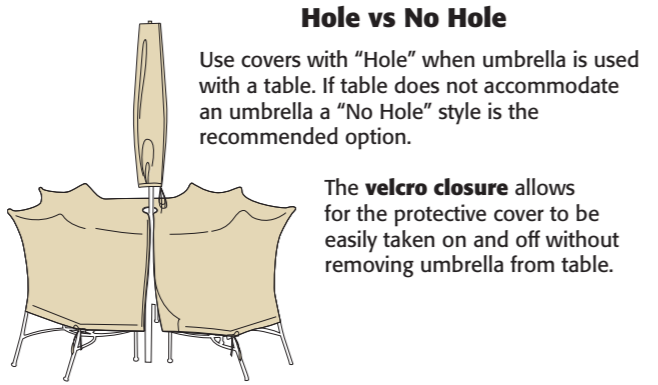











Protective Furniture Covers

Treasure Garden® offers a complete line of protective furniture covers that will fit any style or brand of furniture. Use the measuring guide on reverse side to measure your furniture and find your cover. All protective furniture covers come with a ONE YEAR LIMITED WARRANTY.










ROUND TABLE & CHAIRS			
Item	Item No.	Description	Size
	<b>CP531</b> No Hole	36" Bistro/Cafe' Table & Chairs w/4 ties, elastic & spring cinch lock	<b>Dia=48"</b> <b>H=25"</b>
	<b>CP551</b> No Hole	48" Round Table & Chairs w/4 ties, elastic & spring cinch lock	<b>Dia=84"</b> <b>H=36"</b>
	<b>CP552</b> Hole	48" Round Table & Chairs w/4 ties, velcro closure, elastic & spring cinch lock	<b>Dia=84"</b> <b>H=36"</b>
	<b>CP571</b> No Hole	54" Round Table & Chair w/6 ties, elastic & spring cinch lock	<b>Dia=92"</b> <b>H=36"</b>
	<b>CP572</b> Hole	54" Round Table & Chairs w/6 ties, velcro closure, elastic & spring cinch lock	<b>Dia=92"</b> <b>H=36"</b>
	<b>CP590</b> No Hole	60" Round Table & Chairs w/8 ties, elastic & spring cinch lock	<b>Dia=108"</b> <b>H=36"</b>
	<b>CP591</b> Hole	60" Round Table & Chairs w/8 ties, velcro closure, elastic & spring cinch lock	<b>Dia=108"</b> <b>H=36"</b>



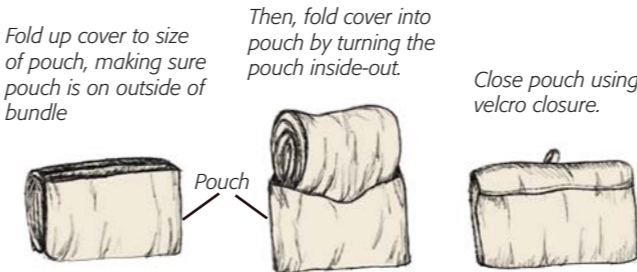
OVAL/RECTANGLE/SQUARE TABLE & CHAIRS			
Item	Item No.	Description	Size
	<b>CP584</b> No Hole	Medium Oval/Rectangle Table & Chairs w/8 ties, elastic & spring cinch lock	<b>W=72"</b> <b>D=102"</b> <b>H=36"</b>
	<b>CP585</b> Hole	Medium Oval/Rectangle Table & Chairs w/8 ties, velcro closure, elastic & spring cinch lock	<b>W=72"</b> <b>D=102"</b> <b>H=36"</b>
	<b>CP586</b> No Hole	Small Oval/Rectangle Table & Chairs w/8 ties, elastic & spring cinch lock	<b>W=60"</b> <b>D=84"</b> <b>H=36"</b>
	<b>CP587</b> Hole	Small Oval/Rectangle Table & Chairs w/8 ties, velcro closure, elastic & spring cinch lock	<b>W=60"</b> <b>D=84"</b> <b>H=36"</b>
	<b>CP699</b> No Hole	X-Large Oval/Rectangle Table & Chairs w/8 ties, elastic & spring cinch lock	<b>W=92"</b> <b>D=128"</b> <b>H=36"</b>
	<b>CP694</b> Hole	X-Large Oval/Rectangle Table & Chairs w/8 ties, velcro closure, elastic & spring cinch lock	<b>W=92"</b> <b>D=128"</b> <b>H=36"</b>
	<b>CP697</b> No Hole	2XL Large Oval/Rectangle Table and Chairs w/8 ties, elastic & spring cinch lock	<b>W=96"</b> <b>D=180"</b> <b>H=36"</b>
	<b>CP696</b> Hole	2XL Large Oval/Rectangle Table and Chairs w/8 ties, velcro closure, elastic & spring cinch lock	<b>W=96"</b> <b>D=180"</b> <b>H=36"</b>
	<b>CP598</b> Hole	72" Square Table & Chairs w/8 ties, velcro closure, elastic & spring cinch lock	<b>W=120"</b> <b>D=120"</b> <b>H=36"</b>









To see how to measure for your covers, refer to reverse side of brochure.












W = width    D = depth    H = height    Dia = diameter

CHAIR/CHAISE/SOFA/LOVESEAT			
Item	Item No.	Description	Size
	<b>CP111</b>	Stack of Chairs/Bar Stools w/4 ties, elastic & spring cinch lock	<b>W=27"</b> <b>D=30"</b> <b>H=49"</b>
	<b>CP112</b>	High Back Chair w/elastic & spring cinch lock	<b>W=27"</b> <b>D=30"</b> <b>H=36"</b>
	<b>CP113</b>	Recliner Chair w/elastic & spring cinch lock	<b>W=26"</b> <b>D=36"</b> <b>H=43"</b>
	<b>CP121S</b>	Small Chaise Lounge w/4 ties, elastic & spring cinch lock	<b>W=30"</b> <b>D=80"</b> <b>H=27"</b>
	<b>CP121L</b>	Large Chaise Lounge w/4 ties, elastic & spring cinch lock	<b>W=39"</b> <b>D=84"</b> <b>H=42"</b>
	<b>CP122</b>	Loveseat Glider w/elastic & spring cinch lock	<b>W=50"</b> <b>D=29"</b> <b>H=26"</b>
	<b>CP141</b>	Double Chaise Lounge w/4 ties, elastic & spring cinch lock	<b>W=72"</b> <b>D=84"</b> <b>H=42"</b>

How to use Storage Pouch  
Protective Furniture Covers come with a sewn on Storage Pouch with the exception of umbrella styles.



DEEP SEATING			
Item	Item No.	Description	Size
	<b>CP210</b>	Large Ottoman w/elastic & spring cinch lock	<b>W=36"</b> <b>D=30"</b> <b>H=18"</b>
	<b>CP211</b>	Lounge Chair w/elastic & spring cinch lock	<b>W=35"</b> <b>D=35"</b> <b>H=35"</b>
	<b>CP212</b>	Rocking Chair w/elastic & spring cinch lock	<b>W=36"</b> <b>D=41"</b> <b>H=34"</b>
	<b>CP222</b>	Loveseat or Sectional w/elastic & spring cinch lock	<b>W=58"</b> <b>D=38"</b> <b>H=35"</b>
	<b>CP223</b>	Sofa w/elastic & spring cinch lock	<b>W=85"</b> <b>D=36"</b> <b>H=35"</b>
	<b>CP241</b>	X-Large Club or Lounge Chair w/elastic & spring cinch lock	<b>W=43"</b> <b>D=42"</b> <b>H=43"</b>
	<b>CP242</b> <i>Fits Curved Loveseats</i>	X-Large Loveseat & Corner Sectional w/elastic & spring cinch lock	<b>W=69"</b> <b>D=42"</b> <b>H=43"</b>
	<b>CP243</b> <i>Fits Curved Sofa</i>	X-Large Sofa w/elastic & spring cinch lock	<b>W=96"</b> <b>D=42"</b> <b>H=43"</b>

OUTDOOR ACCESSORIES			
Item	Item No.	Description	Size
	<b>CP901</b>	Large Umbrella style (fits 6', 7.5', 8.5' market styles)	<b>H=60"</b>
	<b>CP902</b>	X-Large Umbrella style (fits 9'-11' market styles)	<b>H=72"</b>
	<b>CP908</b>	AG28 Series styles (fits 10', 11' styles)	<b>H=112"</b>
	<b>CP910</b>	Easy Track® Umbrella styles (fits 11'-13' market styles)	<b>H=110"</b>
	<b>CP912</b>	AG19 & AG3 Cantilever styles (fits 8', 9', 10' styles)	<b>H=88"</b>
	<b>CP920</b>	AKZ Series styles (fits 10', 11', 13' styles)	<b>H=104"</b>
	<b>CP905</b>	Medium to Large Round Tables w/elastic & drawstring	<b>Dia=72"</b> <b>H=4"</b>
	<b>CP922</b>	Fits all 28" Square & 24" Round Tables w/elastic & spring cinch lock	<b>W=27"</b> <b>D=27"</b> <b>H=15"</b>
	<b>CP923</b>	Fits all Oval and Rectangle Occasional Tables w/elastic & spring cinch lock	<b>W=30"</b> <b>D=45"</b> <b>H=15"</b>
	<b>CP925</b>	Fits all 42"-60" Round Chat & Fire Pits w/elastic & spring cinch lock	<b>Dia=60"</b> <b>H=15"</b>
	<b>CP927</b>	Fits all 48"-60" Square Chat & Fire Pits w/elastic & spring cinch lock	<b>W=60"</b> <b>D=60"</b> <b>H=15"</b>

**Protective Furniture Covers** are made with **RhinoWeave™**, a Treasure Garden® exclusive, that is designed to be durable, breathable, water resistant and will not crack or peel.

*RhinoWeave™ is machine washable and comes in a attractive champagne color.*



*Spring cinch lock secures covers in place for a snug fit.*



[www.treasuregarden.com](http://www.treasuregarden.com)

Visit our website to view our complete Treasure Garden Care line, including replacement canopy & parts, touch up paint and accessories.

# How to Measure for Your Covers

## ROUND TABLE & CHAIRS

For **round table and chair** covers, measure **diameter and height** (measurements should include chairs which should be as close to the table as possible).

**Diameter** is measured from end to end across the table including chairs back (the widest point).  
**Height** is measured from the ground to the highest point, usually to the chairs back.

### Round Table & Chairs



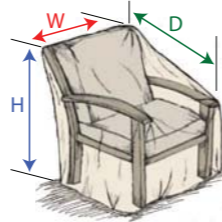
## CHAIR/CHAISE/SOFA/LOVESEAT

For **chair/chaise/sofa/loveseat** covers measure width, depth and height.

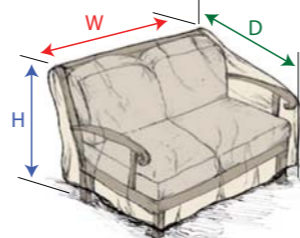
**Width** is measured from the widest point between the right to left side (i.e.: from armrest to armrest or back width).  
**Depth** is measured from front to back at its deepest point (including armrest end - if it extends beyond seat).  
**Height** is measured from the ground to the highest point, usually to the backrest.



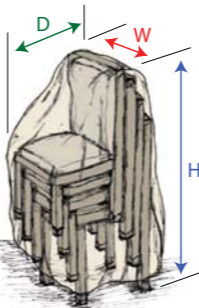
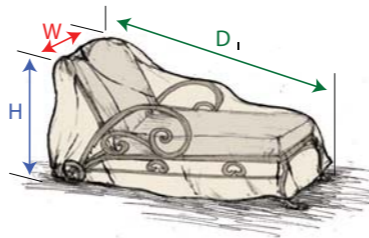
### Chair



### Sofa/Loveseat



### Chaise Lounge



### Stack of Chairs

## DEEP SEATING

For **deep seating covers**, measure height depth and width.

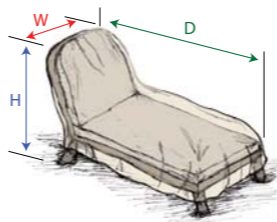
**Width** is measured from the widest point between the right side to left side (i.e.: from armrest to armrest or back width).  
**Depth** is measured from front to back at its deepest point (including armrest end, if it extends beyond seat).  
**Height** is measured from the ground to the highest point, usually to the chairs back.



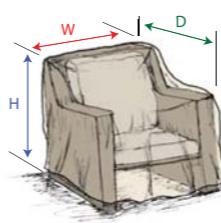
### Ottoman



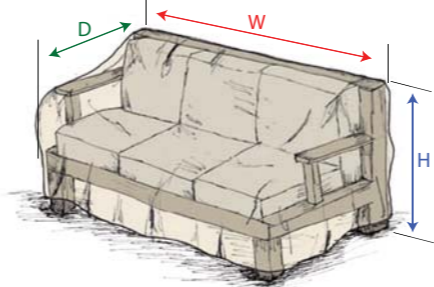
### Day Chaise Lounge



### Chair



### Sofa



## OUTDOOR ACCESSORIES

For **umbrella cover**, match cover to umbrella style/canopy size.

Large size fits 6' - 8.5' styles  
X-Large size fits 9' - 11' styles

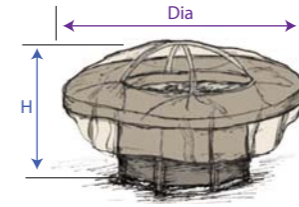
All umbrella covers include a high reach rod to allow for coverage without having to remove umbrella from base or stand on a ladder.



For **round table/chat & fire pit** covers, measure diameter and height.  
**Diameter** is the measurement across the table/pit.

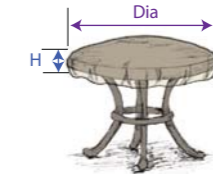
**Height** is measured from the ground to the table top or the highest point of the fire screen/chat pit.

### Round Tables/Chat & Fire Pit



**Height** is the thickness of the table top.

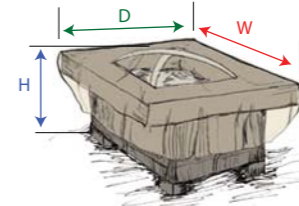
### Round Tables



For a **square, oval & rectangle table/chat & fire pit** covers, measure width, depth and height.

**Width** is measured across the shorter side of the table top.  
**Depth (Length)** is measured across the longer length of the table top.  
**Height** is measured from the ground to the table top or the highest point of the fire screen/chat pit.

### Square, Oval, Rectangle Tables/Chat & Fire Pits



## Protective Furniture Covers

Protect your outdoor investment with our affordable protective furniture covers



Select from five collections comprised of the best-selling cover styles in the market. Made in an attractive champagne color, our exclusive fabric **RhinoWeave™**, is durable, breathable and water resistant.



# NEW Modular Cover System

Our innovative modular cover system offers uniquely designed protective furniture covers to cover individual styles or modular styles. All styles can be joined together to cover the entire modular set, no matter what configuration.


To join styles together...



1. Zip off side panels



2. Zip covers together to desired configuration.



The (6) modular cover styles feature water resistant zippers for the side panel seams. The panels can be removed to attach the next style.

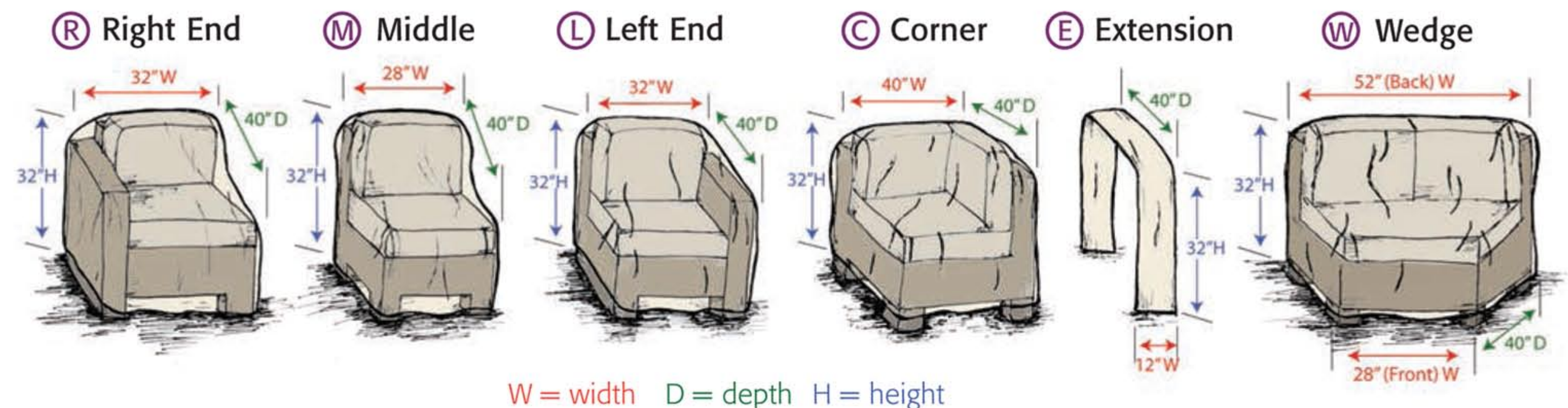
All modular covers are interchangeable and can be zipped together to create one complete unit.

**No matter the configuration, the entire modular set is covered.**



## MODULAR STYLE COLLECTION

ITEM	ITEM NO.	DESCRIPTION	CODE	SIZE	WT (LBS)/CTN	CUBE/CTN	CASE PACK	MSRP (EACH)
	<b>CP301</b>	Modular End (RIGHT) <i>Fits End Sectional</i>	<b>(R)</b>	32" W x 40" D x 32" H	21	1.22	8	<b>\$100</b>
	<b>CP302</b>	Modular Armless (MIDDLE) <i>Fits Middle Sectional</i>	<b>(M)</b>	28" W x 40" D x 32" H	21	1.22	8	<b>\$130</b>
	<b>CP303</b>	Modular End (LEFT) <i>Fits End Sectional</i>	<b>(L)</b>	32" W x 40" D x 32" H	21	1.22	8	<b>\$100</b>
	<b>CP304</b>	Modular Corner <i>Fits Corner Sectional</i>	<b>(C)</b>	40" W x 40" D x 32" H	26	2.43	8	<b>\$150</b>
	<b>CP305</b>	Modular Extension <i>Extends Sectionals</i>	<b>(E)</b>	12" W x 40" D x 32" H	7.6	0.6	8	<b>\$60</b>
	<b>CP306</b>	Modular Corner (WEDGE) <i>Fits Corner Sectional</i>	<b>(W)</b>	52" W x 40" D x 32" H (28" W - Front)	23.5	1.97	8	<b>\$150</b>



### NOTE:

- All modular style protective furniture covers feature water-resistant zippers.
- Style codes for easy identification.
- CP305 Modular Extension **(E)** style allows greater flexibility for larger styles.

